



Cement Import Monitor

Date: 25 August 2021

June 2021

Key message: June imports fell and the July/August levels are likely to fall substantially due to the looting and disruptions around the port of Durban.

Analyst

Rowan Goeller
082 801 2071

rowan.goeller@chronux.co.za

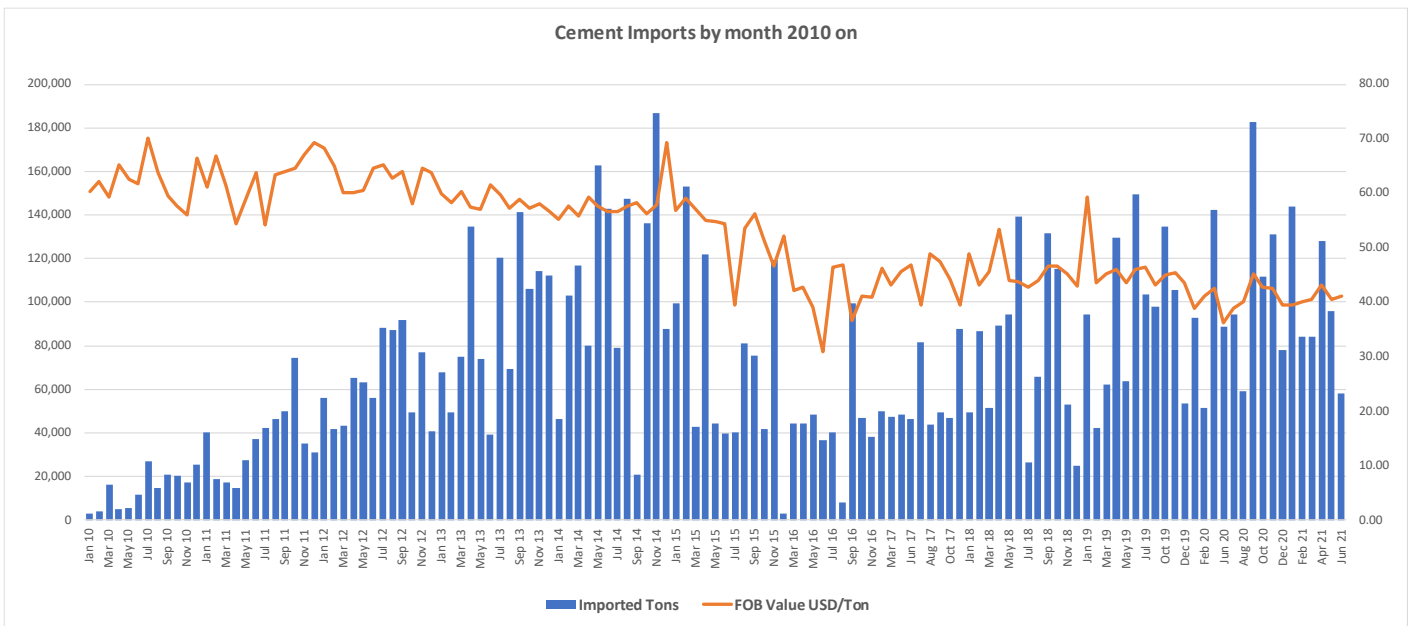
- June 2021 saw imports of 57 958 tons.
- The 12-month rolling annual import level is 1.255m tons, up 43% on the previous 12 months.

Cement Imports (Monthly)

MMM YY	Imported Tons	Customs Value (ZA FOB Value ZAR/	Customs Value (I FOB Value USD/Ton
Jan 19	94,489	78,898,863	835.00
Feb 19	42,379	25,905,743	611.29
Mar 19	62,181	39,466,519	634.70
Apr 19	129,697	86,062,130	663.56
May 19	63,745	40,274,475	631.81
Jun 19	149,548	99,480,388	665.21
Jul 19	104,111	71,595,950	687.69
Aug 19	98,215	62,655,978	637.95
Sep 19	378	825,911	2,186.59
Oct 19	135,805	90,653,627	667.53
Nov 19	106,470	72,475,017	680.71
Dec 19	54,116	34,996,755	646.70
Jan 20	93,335	56,661,983	607.08
Feb 20	51,519	32,990,925	640.36
Mar 20	142,818	93,439,965	654.26
Apr 20	96	186,045	1,934.93
May 20	69	191,489	2,757.67
Jun 20	88,867	57,845,989	650.93
Jul 20	94,358	62,492,880	662.30
Aug 20	58,942	40,113,593	680.56
Sep 20	183,161	140,741,509	768.40
Oct 20	112,195	75,632,250	674.12
Nov 20	132,806	89,689,494	675.34
Dec 20	79,345	50,262,979	633.47
Jan 21	144,478	85,794,048	593.82
Feb 21	84,502	50,837,435	601.61
Mar 21	84,254	51,826,235	615.12
Apr 21	127,877	78,246,675	611.89
May 21	95,678	55,090,266	575.79
Jun 21	57,958	35,186,345	607.10
Grand Total	9,202,335	5,689,262,926	618.24
			483,358,570
			52.53

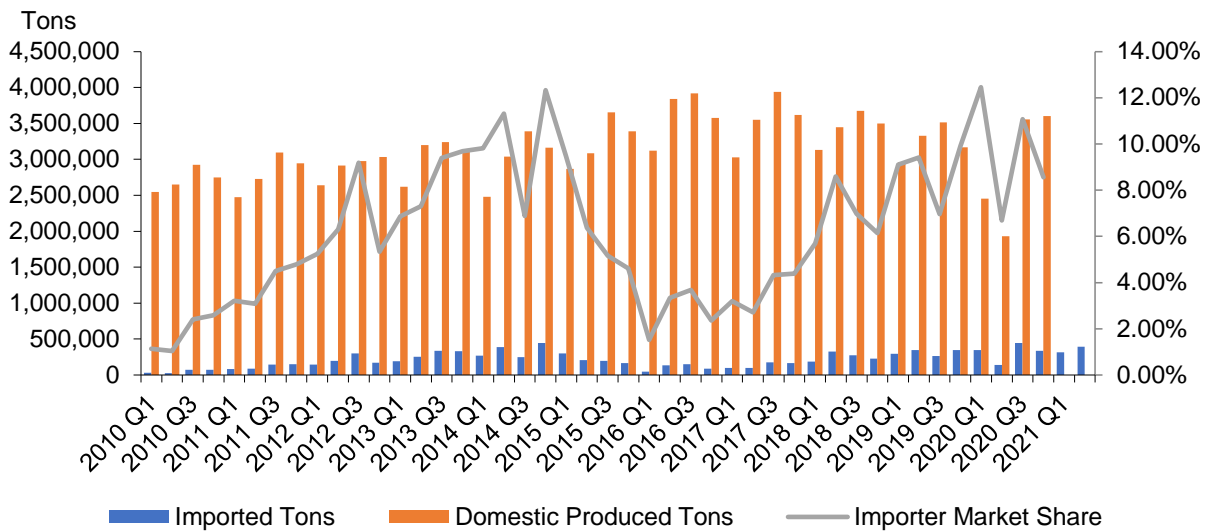
Source: SARS, Chronux Research

Figure 1 Cement Imports (Monthly)



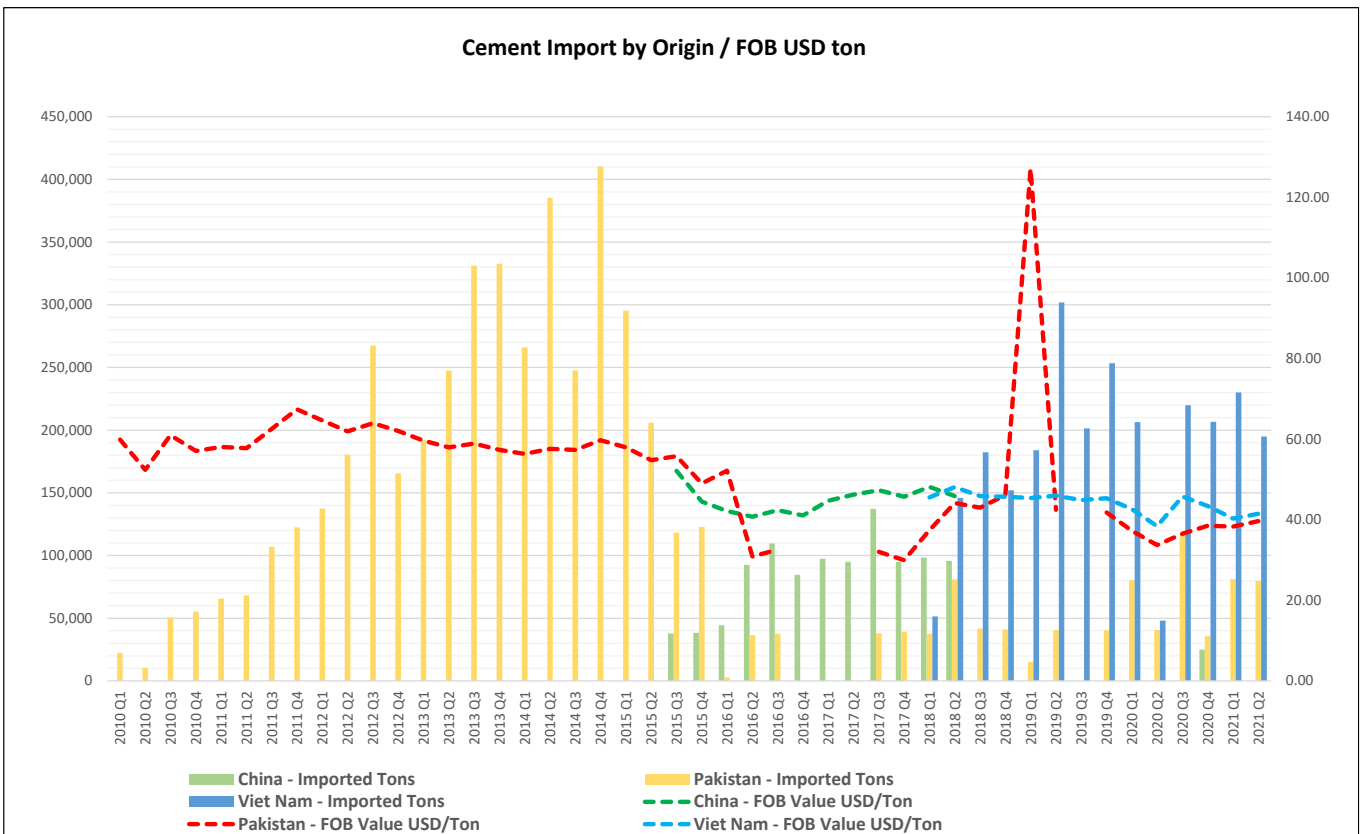
Source: SARS, Chronux Research

Figure 2 Cement Consumption (South Africa)



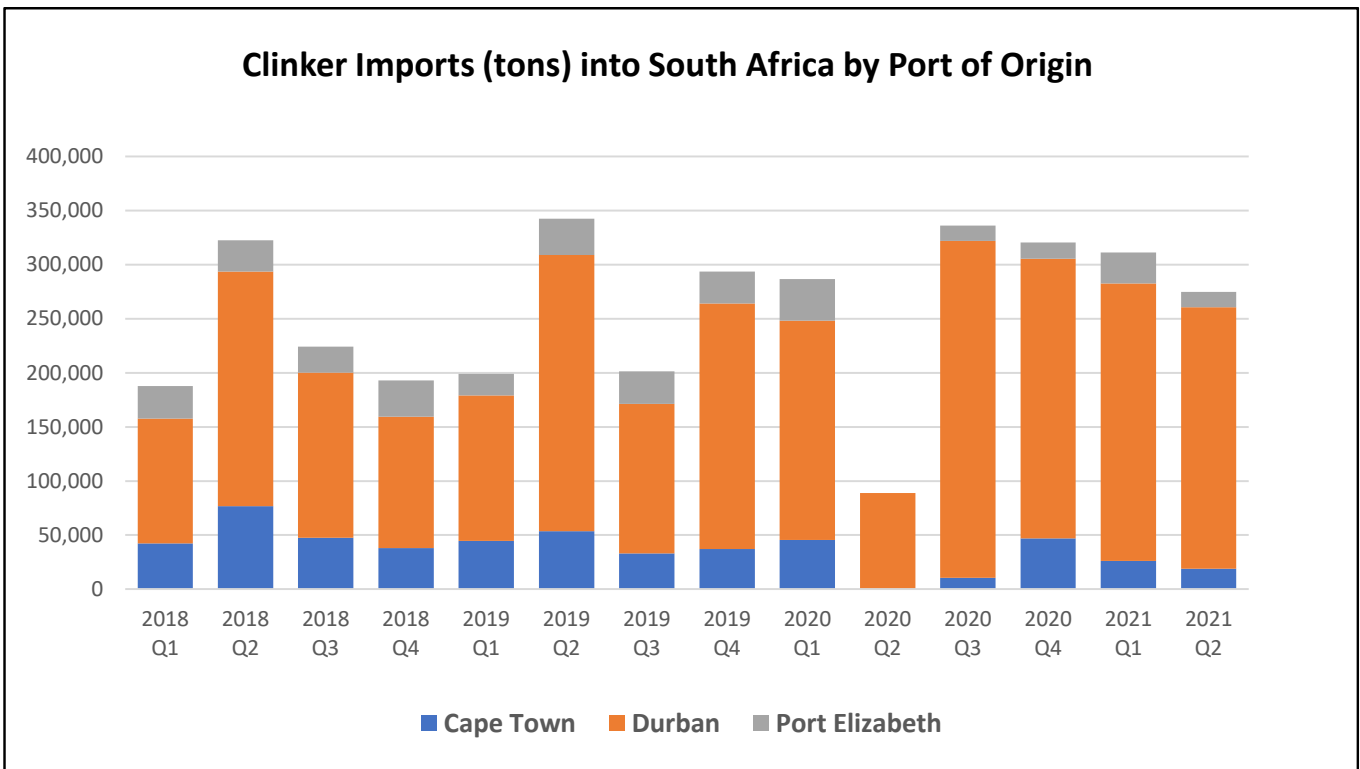
Source: SARS, Chronux Research

Figure 3 Cement Imports by Origin



Source: SARS, Chronux Research

Figure 4 Cement Imports by Port of Entry



Source: SARS, Chronux Research

Disclaimer:

This report is not investment, financial, accounting or tax advice and is provided for information purposes only. In preparing this report we did not take your specific needs and investment objectives into account. Any prices or quotations provided are indicative only and must not be used or relied on for any purposes, including valuation purposes. Opinions expressed in this communication may change without any notice. This communication is not a solicitation to buy or sell any product. To the extent permitted by the law, Chronux Research Pty. Ltd. and/or the author(s) accept no responsibility or liability (in negligence or otherwise) for loss or damage resulting from the use of or relating to any error in the information provided. This information has been prepared in good faith and is based on information obtained from third party sources. Any modelling, scenario analysis past or simulated past performance (including back-testing) contained in this information is no indication of future performance. Analysts at Chronux Research might own direct exposure to companies they cover. This product may not be eligible for distribution in all jurisdictions and is directed at institutional investors who have professional experience as defined by the applicable law and/or regulation in the relevant jurisdiction. It is not for retail investors and must not be distributed into any jurisdiction where the information is not permitted. This communication is for the intended recipient only and if you have received this communication in error or in an unlawful manner the report must be destroyed, and the author notified immediately. These disclaimers and exclusions shall be governed and construed in accordance with South African law. If any provisions of these disclaimers and exclusions shall be unlawful, void or for any reason unenforceable then that provision shall be deemed severable and shall not affect the validity and enforceability of the remaining provisions. © Chronux Research Pty. Ltd. All rights of Chronux Research Pty. Ltd are reserved.